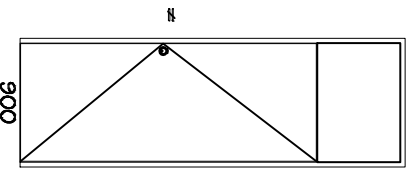
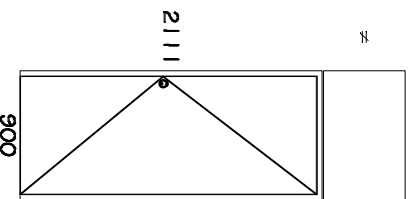


*OBS: PARA FECHADURA KESO, ACRÉSCIMO DE R\$ 180,00 POR PORTA.
 MAPA DE PAGINAÇÃO

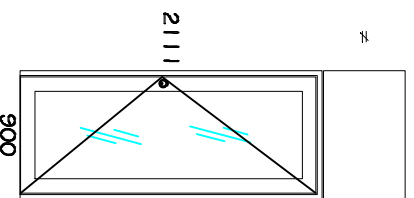
PORTAS



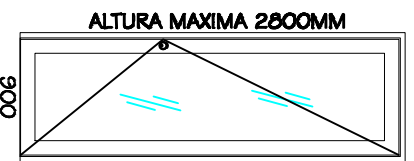
PSCG-BU
 (PORTA SIMPLES CEGA
 C/ BANDEIRA ÚNICA)



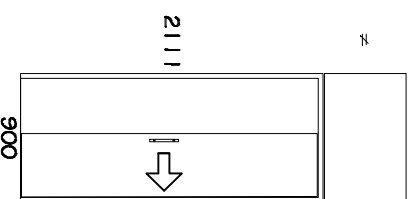
PSCG
 (PORTA SIMPLES CEGA)



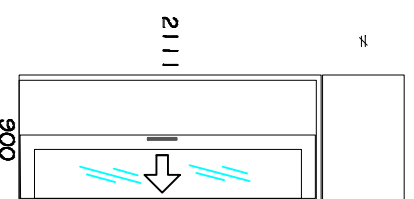
PSVD
 (PORTA SIMPLES DE VIDRO)



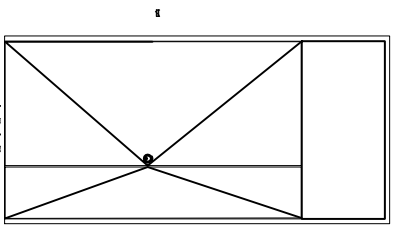
PSVD-PT
 (PORTA SIMPLES DE
 VIDRO-FIBRO TETO)



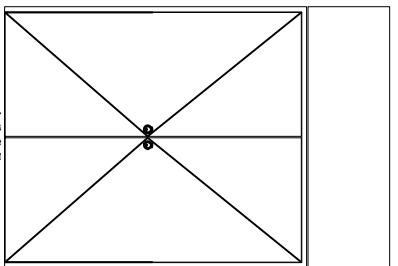
PSCG-CO
 (PORTA SIMPLES
 CEGA-DE CONCRETO)



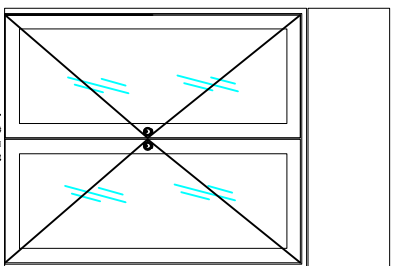
PSVD-CO
 (PORTA SIMPLES DE
 VIDRO-DE CONCRETO)



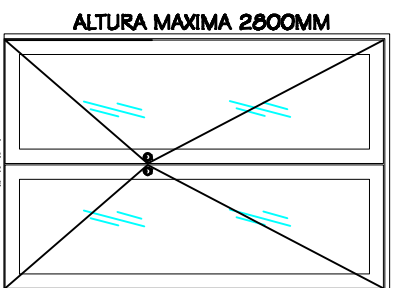
PDCG-BU
 (PORTA DUPLA
 CEGA C/ BANDEIRA
 ÚNICA)



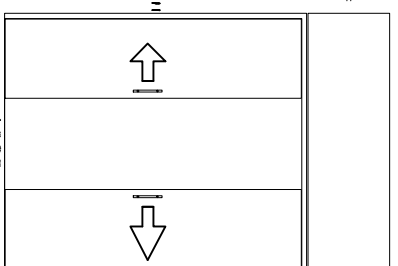
PDCG
 (PORTA DUPLA CEGA)



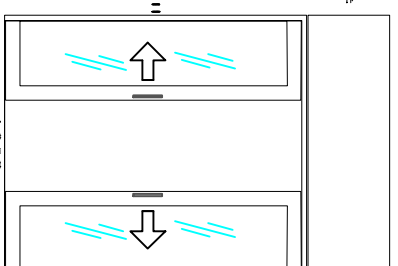
PDVD
 (PORTA DUPLA DE VIDRO)



PDVD-PT
 (PORTA DUPLA DE
 VIDRO-FIBRO TETO)



PDCG-CO
 (PORTA DUPLA
 CEGA-DE CONCRETO)



PDVD-CO
 (PORTA DUPLA DE
 VIDRO-DE CONCRETO)